

USN

--	--	--	--	--	--	--	--	--	--

15ME61

Sixth Semester B.E. Degree Examination, June/July 2019 Finite Element Analysis

Time: 3 hrs.

Max. Marks: 80

Note: Answer any FIVE full questions, choosing ONE full question from each module.

Module-1

- 1 a. Explain the steps involved in FEM. (08 Marks)
- b. Discuss the convergence and compatibility requirements of elements. (08 Marks)

OR

- 2 a. Explain the importance of Node numbering scheme. (06 Marks)
- b. What are simple, complex and multiplex elements? (10 Marks)

Module-2

- 3 a. Derive the shape function for quadratic 1D bar element. (06 Marks)
- b. Find the nodal displacement stress and reaction for the bar subjected to load as shown in Fig.Q3(b). Take $E_1 = 70$ GPa and $E_2 = 200$ GPa. (10 Marks)

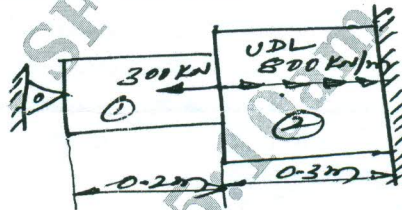


Fig.Q3(b)

OR

- 4 a. Explain isoparametric, sub-parametric and superparametric elements. (06 Marks)
- b. For the two-bar truss shown in Fig.Q4(b), determine the displacements, stress in each element and reactions at the support. (10 Marks)

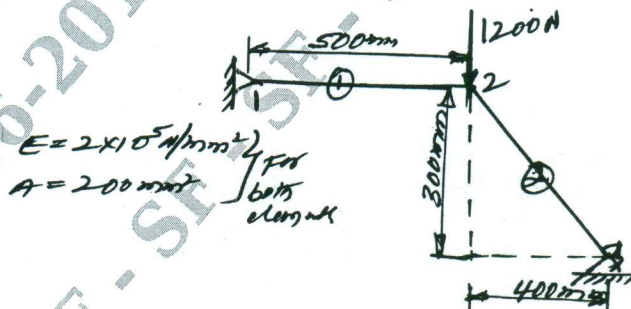


Fig.Q4(b)

Module-3

- 5 a. Derive the Hermite function for beam element. (08 Marks)
- b. A cantilever beam subjected to a point load of 250 kN as shown in Fig.Q5(b). Determine the deflection at the free end and the support reactions. Take $E = 200$ GPa, $I = 4 \times 10^6$ mm⁴. (08 Marks)

Important Note : 1. On completing your answers, compulsorily draw diagonal cross lines on the remaining blank pages.
2. Any revealing of identification, appeal to evaluator and /or equations written eg. 42+8 = 50, will be treated as malpractice.

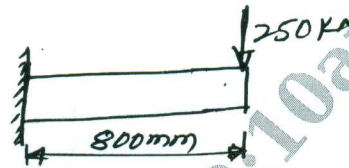


Fig.Q5(b)

OR

- 6 a. Explain the finite element formation of shaft. (06 Marks)
 b. A bar of circular cross section having a diameter of 50 mm is firmly fixed at its ends and subjected to a torque as shown in Fig.Q6(b). Determine maximum angle of twist and shear stress. Take $G = 7 \times 10^4 \text{ N/mm}^2$ and $E = 2 \times 10^5 \text{ N/mm}^2$. (10 Marks)




Fig.Q6(b)

Module-4

- 7 a. Explain the differential equation for an 1D-heat conduction. (04 Marks)
 b. A composite slab consists of three materials with thermal conductivities of 20 W/m °C, 30 W/m °C, 50 W/m °C and thickness 0.3m, 0.15m and 0.15m respectively as shown in Fig.Q7(b). The outer surface is at 20°C and the inner surface is exposed to the convective heat transfer coefficient of 25 W/m² °C and a medium at 800°C. Determine the temperature distribution within the wall. (12 Marks)

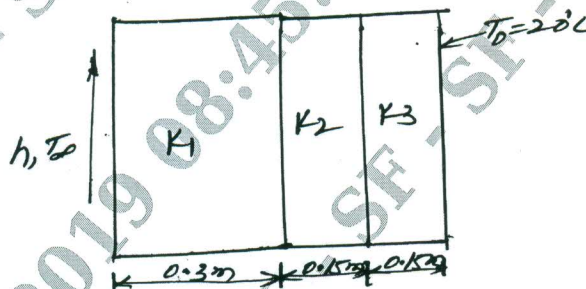


Fig.Q7(b)

OR

- 8 a. Derive the stiffness matrix for 1-D element with two-nodes having nodal fluid heads. (06 Marks)
 b. For the smooth pipe with uniform cross-section of 1m² as shown in Fig.Q8(b). Determine the flow velocities at the center and right end, by knowing the velocity at the left is $V_x = 2 \text{ m/sec}$. (10 Marks)

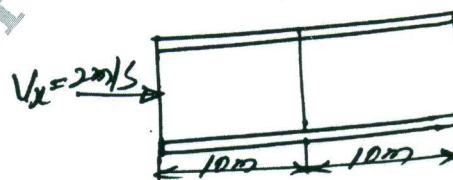


Fig.Q8(b)



15ME61

Module-5

- 9 a. Derive the stiffness matrix of axisymmetric bodies with triangular element. (12 Marks)
b. For the element of an axisymmetric body rotating with a constant angular velocity $\omega = 1000$ rev/min as shown in Fig.Q9(b). Determine the body force vector. Include the weight of the material, $\rho = 7850 \text{ kg/m}^3$. (04 Marks)

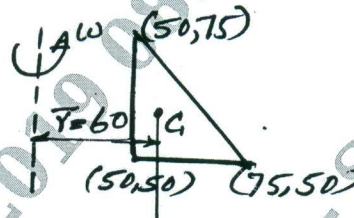


Fig.Q9(b)

OR

- 10 a. Differentiate between lumped mass matrix and consistent mass matrix. (06 Marks)
b. Devise consistent mass matrix for truss element. (10 Marks)
