

CBCGS SCHEME



USN

--	--	--	--	--	--	--	--

15ME73

Seventh Semester B.E. Degree Examination, June/July 2019

Control Engineering

Time: 3 hrs.

Max. Marks: 80

Note: Answer any FIVE full questions, choosing ONE full question from each module.

Module-1

- 1 a. What are requirements of an ideal Control System? With neat sketch, explain the working of an Automatic tank – level control system. (08 Marks)
- b. With a block diagram explain : i) Propotional Controller ii) Integral Controller. (08 Marks)

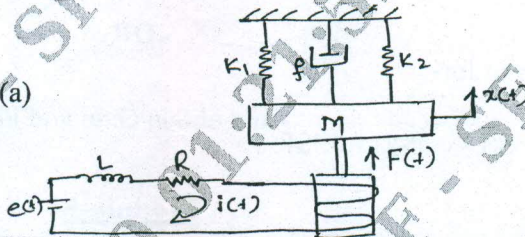
OR

- 2 a. Define Control System. Compare open loop and closed loop control system with an example for each type. (08 Marks)
- b. With a block diagram , explain : i) Propotional Plus Integral Controller (PI). ii) Propotional Plus Integral Plus derivate controller (PID). And also mention its characteristics. (08 Marks)

Module-2

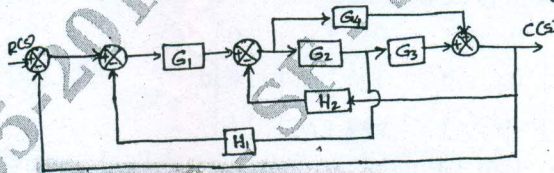
- 3 a. Write differential equations for the system shown in fig.Q3(a). The force (F) produced by the Solenoid, when coil is connected to voltage source is $F = (t) = K i(t)$. and determine $x(s) / e(s)$. (08 Marks)

Fig.Q3(a)



- b. Reduce the following block diagram and determine control ratio fig.Q3(b). (08 Marks)

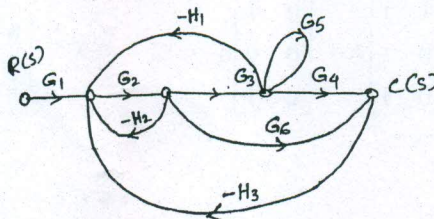
Fig.Q3(b)



OR

- 4 a. Derive the transfer function of an armature controlled DC motor , where output parameter is the angle turned by motor shaft and input is the applied voltage to the armature circuit. (08 Marks)
- b. Using Masons gain formula, find the gain of the following system shown in fig.Q4(b). (08 Marks)

Fig.Q4(b)



Important Note : 1. On completing your answers, compulsorily draw diagonal cross lines on the remaining blank pages.
2. Any revealing of identification, appeal to evaluator and /or equations written eg. 42+8 = 50, will be treated as malpractice.

**Module-3**

- 5 a. Derive an expression for unit step response of first order system. (06 Marks)
b. The unity feedback system characterized by an open loop transfer function

$$G(s) = \frac{K}{S(S+10)}$$

Determine the gain K, so that the system will have a damping ratio 0.5

for this value of K. Determine Settling time, Rise time, Peak overshoot and Peak time for unit step input. (06 Marks)

- c. Using Routh Criteria, determine stability of a system its characteristic equation is $S^4 + 8S^3 + 18S^2 + 16S + 5 = 0$. (04 Marks)

OR

- 6 Sketch the root locus of the system whose open loop transfer function is

$$G(S) H(S) = \frac{K}{S(S+2)(S+4)}$$

(16 Marks)

Module-4

- 7 a. Sketch Polar plot for the transfer function

$$G(S) = \frac{1}{S^2(S+1)(2S+1)}$$

(06 Marks)

- b. Apply Nyquist stability criteria to the system with transfer function

$$G(S) H(S) = \frac{(4S+1)}{S^2(S+1)(2S+1)}$$

(10 Marks)

OR

- 8 Sketch Bode plot for

$$G(S) H(S) = \frac{10}{S(1+0.4S)(1+0.1S)}$$

and obtain Gain and Phase cross over frequency. (16 Marks)

Module-5

- 9 a. Explain the following : i) Lead Compensator ii) Lag compensator. (06 Marks)
b. If the system is described by :

$$\begin{bmatrix} \dot{x}_1 \\ \dot{x}_2 \\ \dot{x}_3 \end{bmatrix} = \begin{bmatrix} 0 & 1 & 0 \\ 0 & 0 & 1 \\ -6 & -11 & -6 \end{bmatrix} \begin{bmatrix} x_1 \\ x_2 \\ x_3 \end{bmatrix} + \begin{bmatrix} 0 \\ 0 \\ 1 \end{bmatrix} u ; \quad Y = [20 \ 9 \ 1] \begin{bmatrix} x_1 \\ x_2 \\ x_3 \end{bmatrix}$$

Check System Completely State Controllable and Completely Observable. Use Kalman's method. (10 Marks)

OR

- 10 a. Choosing suitable state variable, construct a state model for a spring, mass and damper system. (07 Marks)

- b. Determine the state controllability and observability of the system described by

$$\dot{x} = \begin{bmatrix} -3 & 1 & 1 \\ -1 & 0 & 1 \\ 0 & 0 & 1 \end{bmatrix} x + \begin{bmatrix} 0 & 1 \\ 0 & 0 \\ 2 & 1 \end{bmatrix} u ; \quad Y = \begin{bmatrix} 0 & 0 & 1 \\ 1 & 1 & 0 \end{bmatrix} x$$

(09 Marks)
