

# CBCS SCHEME



15EC43

USN 

--	--	--	--	--	--	--	--	--	--

## Fourth Semester B.E. Degree Examination, Dec.2018/Jan.2019 Control Systems

Time: 3 hrs.

Max. Marks: 80

**Note: Answer any FIVE full questions, choosing ONE full question from each module.**

### Module-1

- 1 a. Define control system. Write the differences between open loop control system and closed loop control system. (08 Marks)
- b. For the mechanical system shown in Fig.Q1(b) the analogous electrical network based on F-V analogy. (08 Marks)

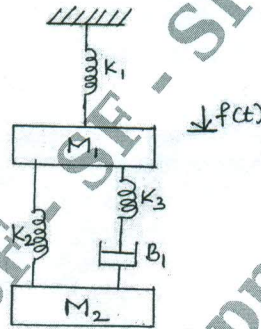


Fig.Q1(b)

OR

- 2 a. Define transfer function. derive an expression for the transfer function of a closed loop, negative feedback system. (04 Marks)
- b. Reduce the block diagram shown in Fig.Q2(b) using block diagram reduction rules and obtain C(S)/R(S). (06 Marks)

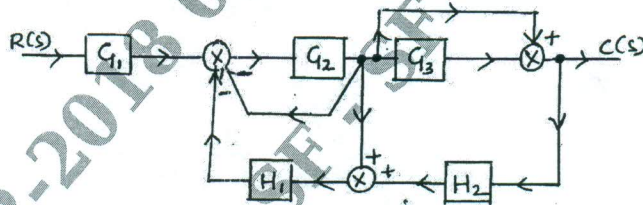


Fig.Q2(b)

- c. Find  $\frac{C(S)}{R(S)}$  using Mason's gain formula. (06 Marks)

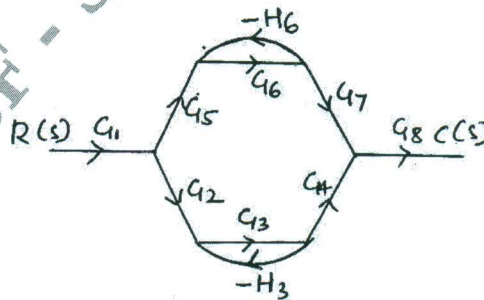


Fig.Q2(c)

Important Note : 1. On completing your answers, compulsorily draw diagonal cross lines on the remaining blank pages.  
2. Any revealing of identification, appeal to evaluator and /or equations written eg. 42+8 = 50, will be treated as malpractice.

Module-2

- 3 a. With the help of graphical representation and mathematical expression, explain the following test signals.  
 i) Step signal ii) Ramp signal iii) Impulse signal iv) Parabolic signal. (08 Marks)  
 b. Derive an expression for the underdamped response of a second order feedback control system for step input. (08 Marks)

OR

- 4 a. Define the following terms with respect to an underdamped second order system :  
 i) Peak time ( $T_p$ ) ii) settling time ( $T_s$ ) iii) Delay Time ( $T_d$ ). (06 Marks)  
 b. A unity feedback system has  $G(S) = \frac{40(s+2)}{s(s+1)(s+4)}$ .  
 Determine : All error co-efficient ii) Error for ramp input with magnitude of 4. (06 Marks)  
 c. Derive the expression for rise time( $T_r$ ). (04 Marks)

Module-3

- 5 a. A feedback control system has a characteristic equation :  
 $s^6 + 2s^5 + 9s^4 + 16s^3 + 24s^2 + 32s + 16 = 0$ .  
 How many poles are : i) in the left half of s-plane ii) on the imaginary axis iii) on the right half of the s-plane. (06 Marks)  
 b. For a unity feedback system,  $G(s) = \frac{k}{s(1+0.4s)(1+0.25s)}$ . Find the range of values of 'k', marginal value of 'K' and frequency of sustained oscillations. (06 Marks)  
 c. Explain the Routh's stability criterion for assessing the stability of a system. (04 Marks)

OR

- 6 a. Explain the angle condition and magnitude condition. (04 Marks)  
 b. Sketch the complete root locus for the system having  $G(s)H(s) = \frac{k}{s(s+1)(s+2)(s+3)}$ . (12 Marks)

Module-4

- 7 a. Sketch the bode plot for the transfer function :  
 $G(s) = \frac{ks^2}{(1+0.2s)(1+0.02s)}$   
 Determine the value of k for the gain cross-over frequency to be 5 rad/sec. (10 Marks)  
 b. Define : i) Gain margin ii) Phase margin iii) Gain cross-over frequency. (06 Marks)

OR

- 8 a. For a certain control system :  
 $G(s)H(s) = \frac{k}{s(s+2)(s+10)}$   
 Sketch the Nyquist plot and hence calculate the range of values of k for system stability. (10 Marks)  
 b. State and explain the Nyquist stability criterion. (06 Marks)



Module-5

- 9 a. Explain a typical system with digital controller. (06 Marks)  
b. Explain the spectrum analysis of sampling process. (10 Marks)

OR

- 10 a. Obtain the state transition matrix for

$$A = \begin{bmatrix} 0 & -1 \\ 2 & -3 \end{bmatrix}.$$

- b. List the properties of state transition matrix. (04 Marks)  
c. Define : i) state ii) state variables. (04 Marks)

\* \* \* \* \*